



VIP Finishing Touches Pty Ltd
 PO Box 325
 Whittlesea Vic 3757
 Phone: 1300 788 728 (03) 9716 1613
 Fax: 03 9716 0326
 Email: info@reflectiveblinds.com.au
 Web: www.reflectiveblinds.com.au
 ABN: 50 126 145 702

FOR Cabins that Move

For many years the makers of Reflective Blinds have supplied blinds to equipment owners and builders for use in cabs and other sun affected windows. Ship's crews have to cope with both the direct rays of the sun and reflection off the water. GLARE is their primary problem, yet they need to be able to see clearly at all times. Equipment is seldom still, hence the need for blinds that are held reasonably in place. Reflective Cassette Blinds are transparent sun control blinds which can reduce the HEAT, GLARE and FADE of the sun while preserving a clear VIEW during daylight hours. At night or after the sun has left a window they can be just rolled up out of the way. Reflective Cassette Blinds are spring loaded roller blinds in cassettes that are held in tension against the spring, so that they do not move around.



Earth Moving



Forestry



Mining



Agriculture

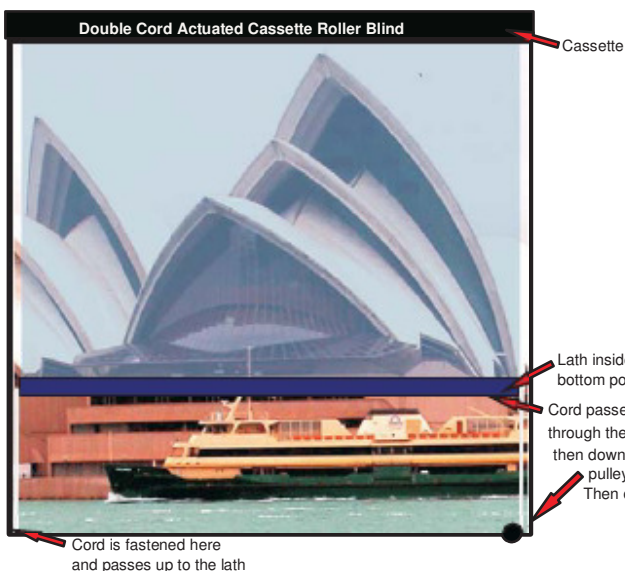
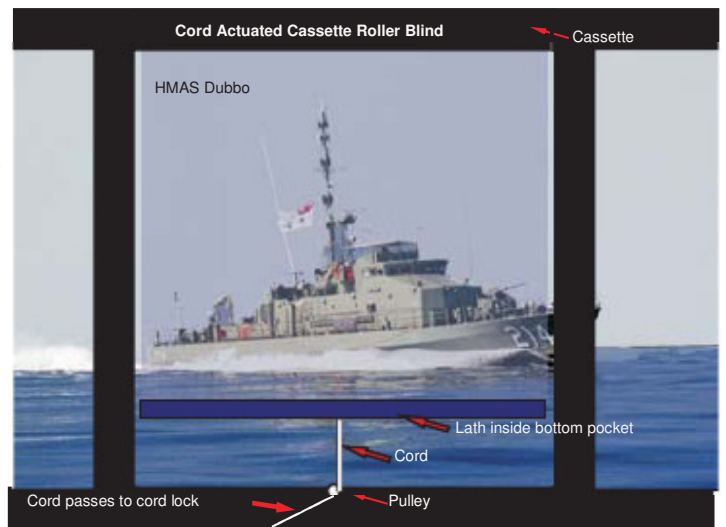



Materials Handling

There are three models:

The Cord Actuated Cassette Reflective Roller Blind, which is drawn down the window by a single cord, where the cord is held in tension against the spring by a cord lock. This is the most reliable and easiest of the three to operate, but it has the disadvantage of a cord down the middle of the pane when the blind is rolled up.

"D" Handle, "J" Hook Cassette Reflective Roller Blind, which is drawn down the window by the "D" Handle and then fastened under the "J" Hook to hold it in tension against the spring. This model has only two positions: fully up or fully down.



The Double cord Actuated Cassette Reflective Roller Blind, where the cord starts at the bottom of the window, passes up, through the "lath" and then back down the other side of the window, where it is held in tension against the spring by a cord lock. This model has the advantage that the cord runs down the side of the window, and not down the centre of the glass when the blind is rolled up, but it has a couple of disadvantages:

1. When the blind is fully down, twice the "drop" of the blind of cord has to be pulled to bring the blind fully down, this cord has to be safely and conveniently stowed.
2. When the blind is being rolled up the cord on the right hand side of the blind has less tension in it than the left side. This can cause the blind to run off to the left, which can cause damage to the edge of the blind film. This is most noticeable in narrow long drop blinds.
3. Cords can wear prematurely.

Photo of RAN Ship courtesy of Commonwealth of Australia - Department of Defence
 Others courtesy of Caterpillar, International Harvester, Favell Favco, and unidentified sources.

New customers often ask: "How can Reflective Blinds be so effective when they are inside the window ?"

The answer is found in the fact that they are reflective. Light comes from the sun and we know that it can be reflected by a mirrored surface. Likewise the other electro-magnetic wave groups that are given off by the sun are also reflected.

These other wave groups are the Ultra-violet Group which is given most of the blame for fading furnishings and skin damage, and the Infra-red Group which contributes most to making us feel hot. Therefore, if we fit a Reflective Blind to a window, we fit it in such a way that it gets the full blast of the sun.

There it can do its job of reflecting those electro-magnetic rays back out, just as fast as they came in (300,000 Km.sec.) .

Reflective Cord Actuated Cassette Roller Blinds in the Marine Environment:

Our product is well suited to the Marine Environment. The film (fabric) is polyester. It does not mind getting wet, and is washable. The only precaution we would take is to try not to roll it up wet, as if there is any acid in solution on the blind, it could track through the film and react with the reflective aluminium layer.

The hardware: the bracket clips are stainless steel. The cassette, roller tube, lath, roller end brackets, "D" handle bracket, "J" hook, are all aluminium, and the "D" handle is chromed brass held in place by brass machine screws.

The spring is greased galvanized steel, and all the other components of the spring assembly are high wear plastic.

The only other steel components are the little zinc coated screws which hold the roller to the roller brackets and the mandrels of any rivets used, but it is not expected that any of these will shorten the life of the blind.

Fire Rating of Reflective Blinds:

Reflective Blind films have been rated by the CSIRO in accordance with Australian/New Zealand Standard 3837. All films in the range have an average specific extinction area significantly less than 250 m²/kg.

Measuring for a Reflective Roller Blind:

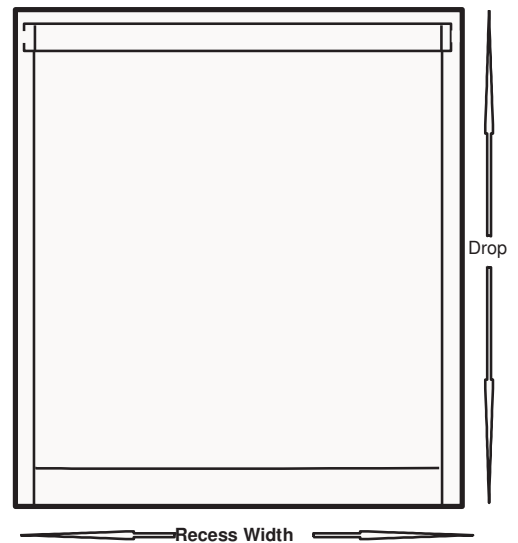
We need to know:

Recess Width or Reveal Width, that is the width of the space into which the blind cassette will be fitted.

Drop or Recess Drop, which is the distance from the top of the cassette to the bottom of the space into which it will be fitted.

Film: which Reflective Blind film is best for this application

There are other things, but we can discuss those at the appropriate time.

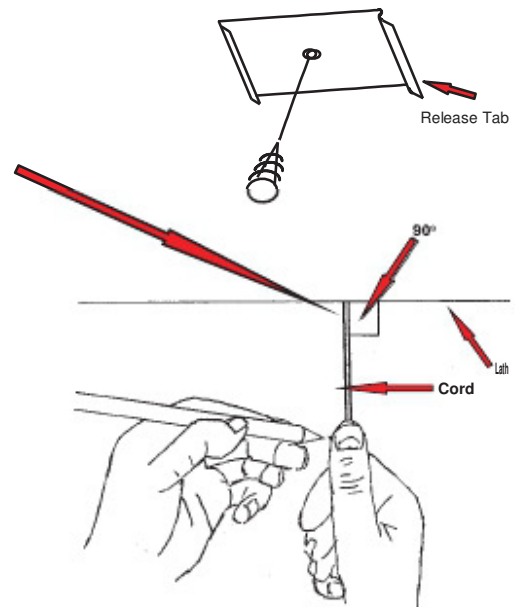


Installation Notes:

1. Blind must be installed with the roller horizontal.
2. Fit the two brackets to the head of the reveal, about 35 to 50mm from the corner of the frame. Note : the position of the release tab is accessible.
3. Snap the blind into the brackets.

For both Cord Actuated Models :

4. To determine the position of the first pulley block, draw the blind down the window by the cord and mark the position where the cord will be at a right angle to the bottom bar (the lath) of the blind. This mark is on the vertical centre line of the pulley.
5. The cord lock (cleat) is installed:
 - a. in a location where it is easy to operate,
 - b. with the stainless steel hoop, or cord guide, facing the first pulley.
6. Tie the white plastic ring to the end of the cord in such a way that when the blind is fully rolled up, the plastic ring comes to rest against the stainless steel hoop. Cut off the unwanted cord and melt to prevent fraying.



Prices on Application

Accessories for Cord Actuated Reflective Blinds:



